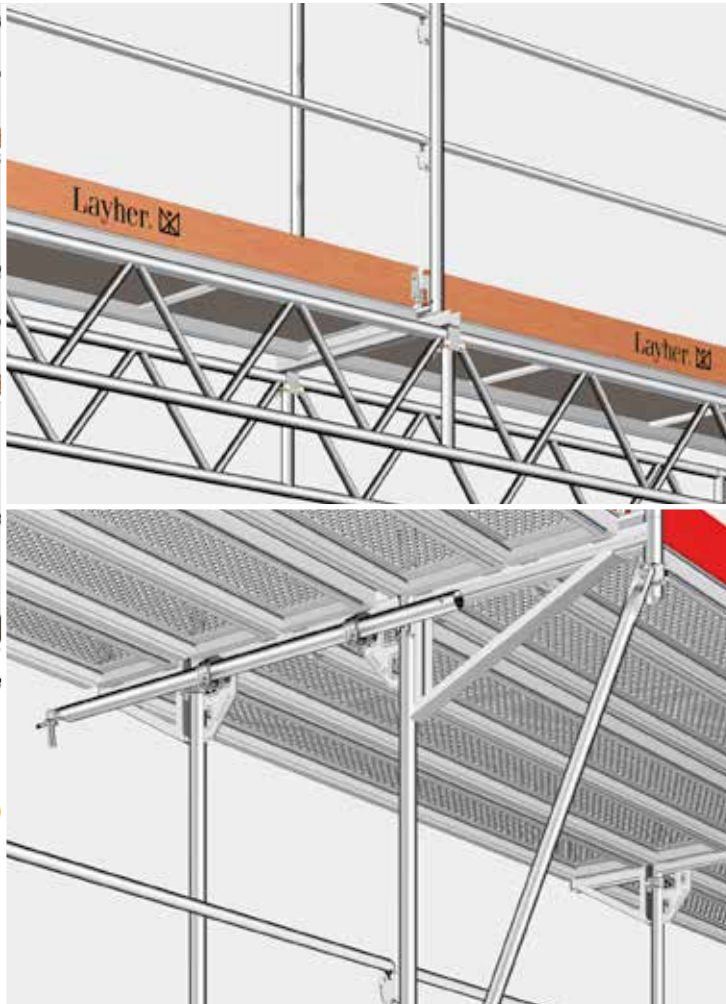


LAYHER BLITZ STEIGERSYSTEEM® CATALOGUS

SYSTÈME D'ÉCHAFAUDAGE LAYHER BLITZ® CATALOGUE



Catalogue
SpeedyScaf
systemcomponents

Editie 04.2017
DOC0241



Inhoud / Sommaire / Contents

Blitz-steigeronderdelen / Éléments Echafaudage-Blitz / SpeedyScaf Elements.....	p. 01
Vlonders U-oplegging / Planchers application-U / Scaffolding decks, U-application.....	p. 04
Vlonders buisoplegging / Planchers application-tube / Scaffolding decks, tube application	p. 06
Speciale vlonders + vlonderborging / Planchers spéciales + verrouiller / Special decks + safetying	p. 07
Consoles / Brackets	p. 08
Tralieliggers en toebehoren / Poutres en treillis et accessoires / Lattice beam and accessories.....	p. 09
Trappen / Escaliers / Platform stairs.....	p. 10
Accessoires / Accessories.....	p. 11
Valbescherming / Sécurité / Security.....	p. 16
Afscherming / Protection	p. 17

Blitz steigeronderdelen / Éléments Echafaudage

Blitz / SpeedyScaf Elements



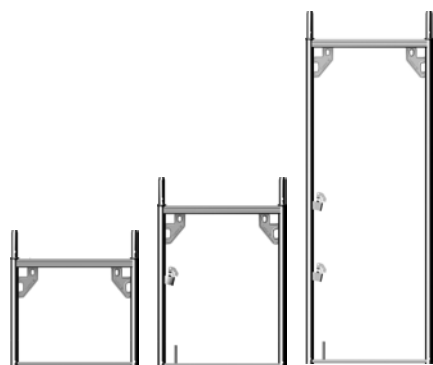
Art.

m

m

kg

ex.



Euro stelraam, staal, U-oplegging
Cadre Euro en acier, application-U
Euro assembly frame, steel, U-application

1700.066	0.66	0.73	9.3	75
1700.101	1.00	0.73	11.9	50
1700.150	1.50	0.73	15.8	24
1700.200	2.00	0.73	18.8	24
0723.018	2.16	0.73	20.0	48
1707.280	2.80	0.73	26.7	24

Euro stelraam, aluminium, U-oplegging
Cadre Euro en aluminium, application-U
Euro assembly frame, aluminium,
U-application

1714.066	0.66	0.73	4.1	75
1714.101	1.00	0.73	5.2	50
1714.200	2.00	0.73	8.6	24
0710.179	2.70	0.73	11.5	
1714.280	2.80	0.73	10.7	48



Euro stelraam 2.00x0.36m, staal, U-oplegging
Cadre Euro 2.00x0.36 en acier, application-U
Euro assembly frame, 2.00x0.36m steel,
U-application

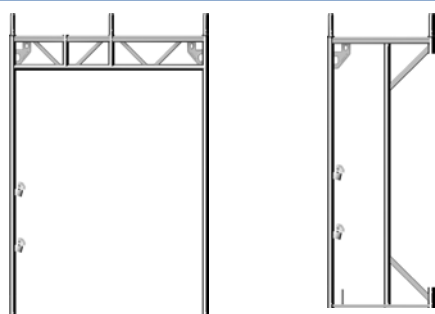
1717.200	2.00	0.36	18.3	
----------	------	------	------	--

Euro stelraam, 2.00x0.73 staal, buisoplegging
Cadre Euro 2.00x0.73 en acier, application-tube
Euro assembly frame, 2.00x0.73, steel,
tube application

1708.010	2.00	0.73	18.5	
----------	------	------	------	--

Euro stelraam, xxx x1.09 LW, U-oplegging
Cadre Euro, xxx x1.09 LW, application-U
Euro assembly frame, xxx x1.09 LW, U-appl.

1780.066	0.66	1.09	11.5	75
1780.100	1.00	1.09	13.8	50
1780.150	1.50	1.09	14.9	24
1780.200	2.00	1.09	21.5	24



Passage stelraam, Passage piéton
Passage assembly frame

0710.030	2.00	1.09	28.4	
1779.150	2.00	1.50	31.2	24

Euro stelraam, versmald, staal, U-oplegging
Cadre K, en acier, application-U
Euro assembly frame, steel, U-application

1718.200	2.00	0.73/0.41	22.7	25
----------	------	-----------	------	----

Euro stelraam, versmald, aluminium
Cadre K, en aluminium, application-U
Euro assembly frame, aluminium, U-appl.

0706.880	2.00	0.73/0.41	10.2	
----------	------	-----------	------	--



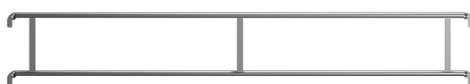
Enkele leuning, staal
Lisse en acier
Guardrail, steel

1724.073		0.73	1.6	50
1724.109		1.09	2.0	50
1725.157		1.57	2.9	140
1725.207		2.07	3.8	140
1725.257		2.57	4.7	140
1725.307		3.07	5.6	140



Leuning verstelbaar
Lisse réglable; Guardrail, adjustable

1726.000		(1.57-2.57)	6.9	50
----------	--	-------------	-----	----



Dubbele leuning, staal
Double garde corps en acier
Double guardrail, steel

0704.014		0.73	5.7	
0701.117		1.09	6.1	
1728.157		1.57	7.9	70
1728.207		2.07	9.8	70
1728.257		2.57	11.7	70
1728.307		3.07	14.1	70
1728.414		4.14	21.0	70



Aluminium dubbele leuning
Double garde corps en aluminium
Double guardrail, aluminium

1732.157		1.57	3.5	50
1732.207		2.07	4.6	50
1732.257		2.57	5.8	50
1732.307		3.07	6.7	50
0705.201		4.14	14.5	



Enkele kopleuning, Simple garde corps
d'extrémité, End guardrail

1725.073		0.73	2.2	200
1725.109		1.09	3.5	250



Kopleuning voor konsole, simple garde corps
pour console, End guardrail for bracket

0708.886		0.36	2.3	
----------	--	------	-----	--

Art.



m



m



kg



ex.



Dubbele kopleuning T8
Double garde corps d'extrémité
Double end guardrail

1734.073

0.73

4.0



Dubbele kopleuning met spie
Double garde corps d'extrémité avec clavette
Double end guardrail with wedge head

1728.073

0.73

4.4



Dubbele kopleuning met moer
Double garde corps d'extrémité avec écrou
Double end guardrail with nut

1728.722

*

0.73

4.4

100

1728.122

*

1.09

5.6

120



Leuningklemstuk met koppeling
Collier façade
Guardrail coupler

1735.000

1.3

25



Leuningklemstuk t.b.v. Euro stelraam
Boîtier amovible
Locking guardrail wedge housing

1735.100

0.5



Diagonaal met spiek koppeling (1)
Diagonale avec tête à clavette (1)
Diagonal brace with wedge head (1)

1737.257

(1.50x257)

7.3

50

1736.207

(2.00x2.07)

7.0

50

1736.257

(2.00x2.57)

7.8

50

1736.307

(2.00x3.07)

8.3

50

1739.257

(2.80x2.57)

7.9

1739.307

(2.80x3.07)

9.5



Diagonaal met 2 halve koppelingen *
Diagonale avec 2 demi colliers *
Diagonal with 2 half-couplers *

1736.157

(2.00x1.57)

6.5

50



Diagonaal met 2 spiekoppelingen
Diagonale avec têtes à clavette (2)
Diagonal with wedge heads (2)

0712.346

(2.00x2.57)

8.1

50

0713.237

(2.70x2.57)

8.9

50

0718.255

(2.70x3.07)

9.5

50



Kopdiagonaal, 0.73m/1.09m in stelraam *
Diagonale latérale, cadre 0.73m/1.09m *
Transverse diagonal in frame 0.73/1.09m *

1741.177

1.80

6.0

50

1741.195

1.90

6.4

50



Horizontale verbinding met 2 halve koppelingen
Renfort horizontale avec 2 demi colliers
Horizontal strut with 2 half-couplers

1727.207

2.07

6.9

50

1727.257

2.57

8.6

50

1727.307

3.07

10.4

50



Euro leuningstijl, staal
Support garde-corps, acier
Euro guardrail support, steel

1719.073

1.00

0.73

6.5

50



Euro leuningstijl, aluminium
Support garde-corps Euro en aluminium
Euro guardrail support, aluminium

1769.073

1.00

0.73

2.7

50



Euro leuningstijl op console, staal
Support garde-corps en acier pour console
Euro guardrail support single for bracket, steel

1716.000

1.00

5.5

100



Euro leuningstijl op console, aluminium
Support garde-corps en aluminium
Euro guardrail support single for bracket in aluminium

1768.000

1.00

2.4

100



Euro Eindleuningstijl, staal
Cadre extrémité avec sous-lisse en acier
Euro end guardrail support, steel

1722.073

1.00

0.73

13.3

50

1722.109

1.09

0.73

14.9

50



Eindleuningstijl, aluminium
Cadre extrémité avec sous-lisse en alu
End guardrail support, aluminium

1770.073

1.00

0.73

4.6

25

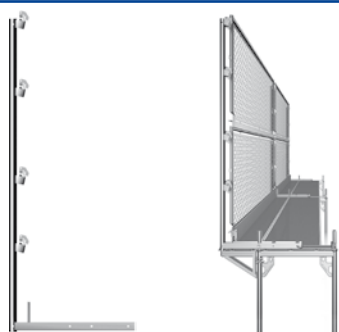
* = sleutelwijdte / portée clef / wrench size: 22mm

Art.

 m

 m

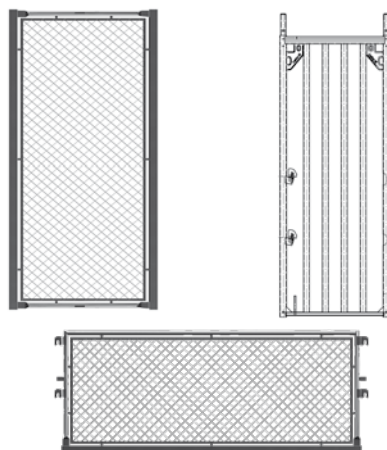
 kg

 ex.


Leuningstijl steigerhek T15, 2m (h)
Support pour protection grillagée, T15 2m (h)
Brick guard support T15, 2m (h)

1748.003

2.00 0.36/0.50/0.73 12.1 20



Kopsteigerhek
Grillage de protection extrémité
End brick guard

0701.572

2.00 0.73 15.6 30

Anti-inklimstelraam
Cadre inaccessible
Anti-climb assembly frame

0725.479

2.00 0.73 15.8

Steigerhek
Grillage de protection
Brick guard

0705.134

1.00 1.09 13.2 30

1749.157

1.00 1.57 15.5

1749.207

1.00 2.07 17.7

1749.257

1.00 2.57 21.1 30

1749.307

1.00 3.07 24.4 30



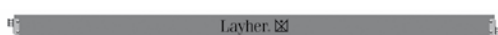
Kopkantplank, Plinthe de tête
Toe board for end side

1757.073

0.15 0.73 1.8 250

1757.109

0.15 1.09 2.3 140



Kantplank
Plinthe
Toe board

1756.073

0.15 0.73 1.6 140

1756.109

0.15 1.09 2.3 140

1757.157

0.15 1.57 3.1 140

1757.207

0.15 2.07 4.7 140

1757.257

0.15 2.57 5.6 140

1757.307

0.15 3.07 6.8 140



Kantplank in bedrijfskleur en met logo,
Plinthe dans la couleur de société et avec logo
Toe board in companycolour and with logo



Voetplaat
Socle fixe
Base plate

4001.000

1.0



Voetspindel
Socle réglable
Base jack

4001.040

0.40 2.9

4001.060

0.60 3.6 400

4002.080

0.80 4.9 200

4002.130

1.30 10.0 25



Kantel voetspindel
Socle réglable à rotule
Swiveling base plate

4003.000

0.60 6.1 250

0701.328

0.80 7.0

0711.389

1.00 8.2
















Spindelkoppeling
Collier orientable à clavette pour tige filetée
Wedge spindle

4735.000

1.8 25

Vlonders U-oplegging / Planchers application-U / Scaffolding decks, U-application

Art.  m  m  kg  ex.

	Stalen vlonder U-oplegging	3801.073	0.73	0.19	5.1	50
	Plancher acier application-U	3801.109	1.09	0.19	6.4	50
	Steel deck, U-application	3801.140	1.40	0.19	7.6	50
		3801.157	1.57	0.19	8.5	50
		3801.207	2.07	0.19	10.2	50
		3801.257	2.57	0.19	13.2	50
	3801.307	3.07	0.19	15.3	50	
	Stalen vlonder T4 U-oplegging gestanst	3812.073	0.73	0.32	6.0	60
	Plancher acier, T4, application-U perforé	3812.109	1.09	0.32	8.4	60
	Steel deck T4, perforated, U-application	3802.129	1.29	0.32	9.8	60
		3812.157	1.57	0.32	11.6	60
		3812.207	2.07	0.32	15.0	60
		3812.257	2.57	0.32	18.2	60
	3812.307	3.07	0.32	21.5	60	
	Stalen passagevlonder U-oplegging	3813.207	2.07	0.64	28.9	30
	Plancher d'accès en acier application-U U-hatch type steel acces deck	3813.257	2.57	0.64	38.0	30
	Stalu-vlonder T9 U-oplegging	3867.207	2.07	0.61	14.8	40
	Plancher acalu T9 application-U U-stalu deck T9, unperforated	3867.257	2.57	0.61	17.9	40
	Stalu-vlonder gestanst U-oplegging	3849.207	2.07	0.61	15.0	
	Plancher acalu profilé application-U U-stalu deck, unperforated					
	Aluminium vlonder U-oplegging	3824.157	1.57	0.19	4.6	
	Plancher plein aluminium	3824.207	2.07	0.19	6.0	
	application-U	3824.257	2.57	0.19	6.8	
	U-Aluminium deck					
		3803.073	0.73	0.32	3.1	60
		3803.109	1.09	0.32	4.4	60
		3803.157	1.57	0.32	6.5	60
		3803.207	2.07	0.32	8.0	60
		3803.257	2.57	0.32	10.0	60
		3803.307	3.07	0.32	11.5	60
	Aluminium passagevlonder U-oplegging	3851.157	1.57	0.61	15.0	40
	Plancher d'accès plein aluminium	3851.207	2.07	0.61	17.0	40
	application-U	3851.257	2.57	0.61	20.0	40
	U-hatch-type access deck, aluminium	3851.307	3.07	0.61	24.5	40
	Aluminium passagevlonder U-oplegging	3852.257	2.57	0.61	24.0	40
	met ladder	3852.307	3.07	0.61	28.0	40
	Plancher d'accès avec échelle incorporée					
	plein aluminium, application-U					
	U-hatch-type access deck, aluminium, with integrated storey ladder					
	Hoekvlonder met kantplank, verstelbaar, aluminium	3826.000	0.73	0.61	14.4	25
	Plancher d'angle avec plinthe, réglable, aluminium					
	U-corner deck, adjustable, with toeboard, aluminium					

Art.



m



m



kg



ex.


Robuust vlonder U-oplegging, 0.32m
Plancher robuste, application-U, 0.32m
U-robust deck, 0.32m

0705.344	0.73	0.32	7.4	
0718.202	1.03	0.32	8.4	
0705.343	1.09	0.32	8.6	
3836.157	1.57	0.32	9.9	30
3836.207	2.07	0.32	11.5	30
3836.257	2.57	0.32	14.7	30
3836.307	3.07	0.32	16.0	30

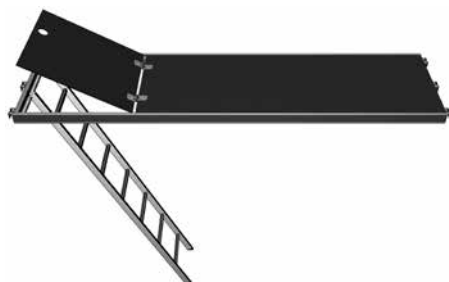
Robuust vlonder U-oplegging, 0.61m
Plancher robuste, application-U, 0.61m
U-robust deck, 0.61m

3835.073	0.73	0.61	7.2	40
3835.109	1.09	0.61	9.7	40
0705.263	1.40	0.61	11.9	
3835.157	1.57	0.61	13.1	40
3835.207	2.07	0.61	16.4	40
3835.257	2.57	0.61	19.3	40
3835.307	3.07	0.61	24.2	40



Robuust vlonder Xtra-N met kunststof
beplating, U-oplegging
Plancher Robuste Xtra-N avec platelage
syntétique, application-U
U-robust synthetic deck Xtra-N

3866.207	2.57	0.61	16.2	40
3866.257	3.07	0.61	19.0	40



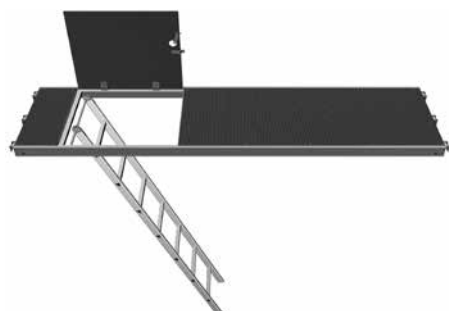
Robuust passagevlonder
met ladder 2.00m U-oplegging
Plancher d' accès robuste avec échelle
incorporée 2.00m application-U
U-robust hatch-type access deck with
integrated storey ladder, 2.00m

3838.257	2.57	0.61	24.0	40
3838.307	3.07	0.61	27.4	40



Robuust passagevlonder luik verschoven
U-oplegging
Plancher d' accès Combi robuste
application-U
U-robust hatch-type access, hatch offset

3858.157	1.57	0.61	14.2	40
3858.207	2.07	0.61	17.2	40
3858.257	2.57	0.61	20.5	40
3858.307	3.07	0.61	24.6	40



Robuust passagevlonder luik verschoven
met ladder U-oplegging
Plancher d' accès Combi robuste avec
échelle incorporée, application-U
U-robust hatch-type access, hatch offset,
with integrated ladder

3859.257	2.57	0.61	25.2	40
3859.307	3.07	0.61	28.4	40

Vlonders buisoplegging / Planchers application-tube / Scaffolding decks, tube-application

Art.


m


m


kg


ex.




Stalen vlonder T9 buisoplegging gestanst
Plancher acier T9 application-tube perforé
Steel deck T9, tube application, perforated

3863.073	0.73	0.19	5.0	50
0721.476	1.03	0.19	6.9	
3863.109	1.09	0.19	7.0	50
3863.140	1.40	0.19	9.0	50
3863.157	1.57	0.19	10.0	50
3863.207	2.07	0.19	12.7	50
3863.257	2.57	0.19	15.5	50
3863.307	3.07	0.19	18.2	50




Stalen vlonder T9, buisoplegging gestanst
Plancher acier, T9, application-tube perforé
Steel deck T9, tube application, perforated

3862.073	0.73	0.32	7.0	30
0724.391	1.03	0.32	9.2	
3862.109	1.09	0.32	9.4	30
3862.140	1.40	0.32	10.8	30
3862.157	1.57	0.32	12.0	30
3862.207	2.07	0.32	16.0	30
3862.257	2.57	0.32	18.9	30
3862.307	3.07	0.32	22.5	30




Stalen passagevlonder buisoplegging
Plancher d'accès en acier
application-tube
Acces deck, steel, tube application

0708.869	2.07	0.64	30.0	
----------	------	------	------	--



Aluminium passagevlonder T9 buisoplegging
Plancher d'accès plein aluminium, T9
application-tube
Acces deck, aluminium T9, tube application

3871.157	1.57	0.61	14.9	40
3871.207	2.07	0.61	17.9	40



Aluminium passagevlonder T9 met ladder
buisoplegging
Plancher d'accès plein aluminium T9 avec
échelle incorporée, application-tube
Acces deck, aluminium T9, with integrated
storey ladder, tube application

3874.257	2.57	0.61	26.5	
0724.320	3.07	0.61	31.4	



Robuust vlonder buisoplegging
Plancher robuste, application-tube
Robust deck, tube application

0706.487	1.57	0.32	9.9	60
0706.486	2.07	0.32	11.5	60
0706.485	2.57	0.32	14.7	60
0706.484	3.07	0.32	16.0	60

Robuust vlonder T9 buisoplegging
Plancher Robuust T9, application tube
Robust deck T9, tube application

3870.073	0.73	0.61	8.7	40
3870.109	1.09	0.61	11.2	40
0724.085	1.40	0.61	12.2	40
3870.157	1.57	0.61	14.6	40
3870.207	2.07	0.61	17.9	40
3870.257	2.57	0.61	21.9	40
3870.307	3.07	0.61	26.5	40

Speciale vlonders + vlonderborging / Planchers spéciales + verrouiller / Special decks + safetying



Art.

m

m


kg

ex.



Stalen steigerplank, 0.20m
Plancher acier, 0.20m
Steel plank, 0.20m

3878.100	1.00	0.20	4.8	100
3878.150	1.50	0.20	7.2	60
3878.200	2.00	0.20	9.5	60
3878.250	2.50	0.20	11.8	60



Stalen steigerplank, 0.30m
Plancher acier, 0.30m
Steel plank, 0.30m

3880.100	1.00	0.30	6.5	60
3880.150	1.50	0.30	10.3	60
3880.200	2.00	0.30	12.8	60
3880.250	2.50	0.30	15.3	60



Stalen steigerplank met 1 pen, 0.20m
Plancher acier avec 1 axe, 0.20m
Steel plank, 0.20m with 1 locking pin

3878.101	1.00	0.20	5.0	100
3878.151	1.50	0.20	7.3	100
3878.201	2.00	0.20	9.6	100
3878.251	2.50	0.20	11.9	100



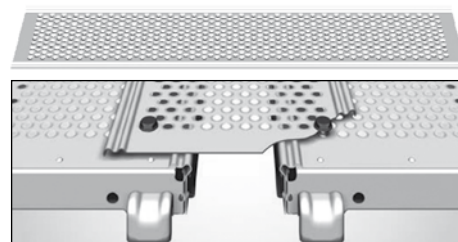
Stalen steigerplank met 1 pen, 0.30m
Plancher acier avec 1 axe, 0.30m
Steel plank, 0.30m with 1 locking pin

3880.101	1.00	0.30	6.6	60
3880.151	1.50	0.30	10.4	60
3880.201	2.00	0.30	12.9	60
3880.251	2.50	0.30	15.4	60




Telescopisch afdichtingsvlonder,
U-oplegging
Plancher d'étanchéité télescopique,
application-U
Telescopic sealing deck, U-application

3881.073	0,73		5.2	40
3881.109	1.09		7.8	40
3881.140	1.40		10.1	40
3881.157	1.57		11.4	40
3881.207	2.07		14.9	40
3881.257	2.57		18.6	40
3881.307	3.07		22.3	40



Stalen afdekplaat in combinatie
met vlonders
Plaque d'entachement en acier pour des
planchers
Steel gap cover plate in combination
with decks

3881.000	0.73	0.32	2.6	150
3881.001	1.09	0.32	3.8	150
3881.002	1.57	0.32	4.2	100
3881.003	2.07	0.32	6.3	100
3881.004	2.57	0.32	8.5	100
3881.005	3.07	0.32	10.7	100



Verbindingskoppeling, U-oplegging
Console à accrocher, application-U
Hook-up console, U-application

1752.022		0.22	2.0	
----------	--	------	-----	--



Borgbout voor stalen steigerplank
Vis de sécurité pour plancher acier
Securing screw for steel plank

3800.009	19mm	0.067	0.08	50
3800.010	*	0.067	0.08	50



Borgbout voor stalen afdekplaat
Vis de sécurité pour plaque
d'entachement en acier
Securing screw for steel cover plate

3800.011	19mm	0.035	0.05	50
3800.012	*	0.035	0.05	50



Kunststof borgpen voor stalen afdekplaat
Goupille synthétique de sûreté
Locking pin for steel coverplate, synthetic

9500.023		0.070	0.01	100
----------	--	-------	------	-----




Reparatieplaat voor robuustvlonders
La plaque de réparation pour plancher
robuste
Repairing plate for robust deck

hout
en bois
wood



kunststof
synthétique
synthetic



Reparatieluisen
La trappe de réparation
Repair-hatches

aluminium

Consoles / Brackets

Art.



m



m



kg



ex.



Console zonder pen, U-oplegging
Console universelle sans clavette, appl. U
U-console bracket, without spigot

1744.022

*

0.22

2.8

100

0709.523

*

0.36

3.5



Console met pen, U-oplegging
Console universelle à clavette
U-console bracket

1745.322

*

0.36

3.5

125

1744.522

*

0.50

5.8

130

1744.722

*

0.73

6.4

100



Console zwenkbaar, U-oplegging
Console universelle pivotant, appl. U
U-console bracket, swiveling

1744.073

0.73

7.0

80



Console versterkt, U-oplegging
Console universelle renforce, appl. U
U-console bracket, reinforced

1745.722

0.73

8.8

40



Console T7 1.09m, U-oplegging
Console universelle 1.09m, appl. U
U-console bracket, 1.09m

1745.122

*

1.09

9.6

30



Overstekconsole (0.36m) 1.00x0.73m
U-oplegging
Console Euro en saillie, (0.36m) 1.00x0.73m
appl. U
Euro eaves, (0.36m) 1.00x0.73m, U-bracket

1718.100

0.73

14.8

50



Inhaakconsole
Console à accrocher
Hook-up console

1746.022

0.22

1.3

250

1746.036

0.36

1.6

250

Tralieliggers en toebehoren / Poutres en treillis et accessoires / Lattice beam and accessories



Art.

m

m

kg

ex.



Tralieligger T16, LW, Poutre universel, T16,
LW, SpeedyScaf lattice beam T16, steel LW

4925.532	0.45	5.32	49.5	20
4925.632	0.45	6.32	59.0	20
1781.771	0.45	7.71	67.2	20

Aluminium

1767.514	0.45	5.14	22.5	50
1767.614	0.45	6.14	26.4	50



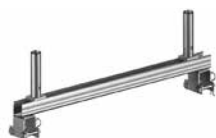
Tralieliggerkoppeling
Collier de liaison des poutres
Lattice beam coupler

4720.022	*		1.8	25
----------	---	--	-----	----



Tralieliggerkorteling voor tralieligger(trad.)
Porte-plancher pour poutre traditionnel
Lattice beam ledger

4923.073		0.73	3.1	42
----------	--	------	-----	----



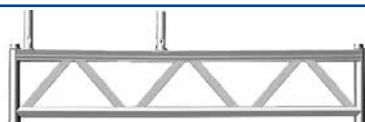
U-hulpkorteling voor systeemvrije
tralieligger met pen
Porte-plancher pour poutre avec goujons
St. Interm. transom for lattice beam

4924.073		0.73	6.5	50
----------	--	------	-----	----



U-Korteling
Support plancher-U
SpeedyScaf U-transom

1742.722	*	0.73	4.0	100
----------	---	------	-----	-----



Aluminium basisverbreder 1.57-0.73m
Alu elargissement de base 1.57-0.73m
Base enlargement, aluminium 1.57-0.73m

9400.160	1.57		7.0	
----------	------	--	-----	--



Borgpen, rood
Goupille queue de cochon, rouge
Locking pin, red

9500.005			0.16	150
----------	--	--	------	-----



Borgclip ø48.3mm
Goupille-clip ø48.3mm
Spring clip ø48.3mm

1250.000	(11x60mm)		0.1	200
----------	-----------	--	-----	-----



Vlonderborging, Joint de sécurité
Lift-off preventer

1743.036		0.36	0.9	
1743.073		0.73	1.5	



Afstandhouder, ankerbuis
Tendeur, ancrage
Wall tie

1754.038		0.38	1.6	100
1754.069		0.69	2.9	50
1754.095		0.95	3.7	50
1754.145		1.45	5.7	50



Kruiskoppeling, Collier orthogonal
Double coupler

4700.022	*		1.1	25
----------	---	--	-----	----



Draaikoppeling, Collier orientable
Swivel coupler

4702.022	*		1.3	25
----------	---	--	-----	----



Spindelkoppeling, draaibaar met spie
Collier réglable orient avec clavette
Wedge spindle swivel coupler

4735.000			1.8	
----------	--	--	-----	--



Kantplankkoppeling, Collier fixe plinthe
Half coupler with toe board bolt

4708.022	*		1.0	25
----------	---	--	-----	----



Kunststofplug
Cheville
Expanding plug

4008.071	(14x 70mm)	0.001		25
4008.101	(14x100mm)	0.001		25
4008.136	(14x135mm)	0.001		25



Ringschroef
Vis avec anneau
Ring bolt

4009.096	(12x 95mm)	0.16		10
4009.121	(12x120mm)	0.18		10
4009.191	(12x190mm)	0.25		10
4009.231	(12x230mm)	0.30		10
4009.301	(12x300mm)	0.35		10
4009.351	(12x350mm)	0.50		10
9500.400	(12x400mm)	0.55		10

* = sleutelwijdte / portée clef / wrench size: 22mm

Trappen / Escaliers

Platform stairs

Art.



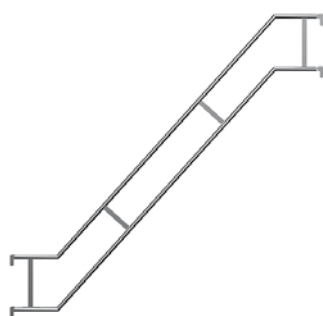
Aluminium bordestrap 0.64m, U-oplegging
Volée d'escalier en aluminium
avec palier 0.64m, application-U
Aluminium platform stair, 0,64m,
U-application

Art.	m	m	kg	ex.
0703.611	1.00		12.5	
T4 1753.257	2.00	2.57	23.9	10
T4 1753.307	2.00	3.07	26.3	10



U-beginligger
Support plancher d'implantation
U-start ledger

Art.	m	m	kg	ex.
1751.073		0.73	3.8	42
1751.109		1.09	5.1	



Bordestrapleuning
Garde corps de volée d'escalier
Platform stair guardrail

Art.	m	m	kg	ex.
1752.257	2.00	2.57	16.1	70
1752.307	2.00	3.07	17.6	70



Binnenleuning bordestrap, T12, aluminium
Garde corps intérieur de volée d'escalier,
T12, aluminium
Internal guardrail for platform stairs, T12,
aluminium

Art.	m	m	kg	ex.
1752.007	*	2.00	13.5	20
1752.011		1.00	7.8	20
1752.012		2.57x1.50	11.5	20

Trapleuningstaander (SW19)
Support de garde-corps (SW19)
Banister stand (SW19)

Art.	m	m	kg	ex.
1752.006	1.10		5.1	50

Omloop-binnenleuning bordestrap
Garde corps intérieur de circulation
d'escalier plateforme
Walk around internal guardrail for platform
stairs

Art.	m	m	kg	ex.
1752.004	0.50	1.00	6.2	40



Etageladder
Echelle d'accès
Access ladder

Art.	m	m	kg	ex.
4005.007	2.00	0.35	7.8	70
0712.395	2.16	0.35	8.4	
4005.010	2.80	0.35	11.3	

Accessoires Accessories

Art.



m

m

kg

ex.



Kruiskoppeling met spie
Collier orthogonal à clavette
Wedge double coupler

4727.000

1.6 25



Draaikoppeling met spie
Collier orthogonal à clavette
Wedge swivel coupler

4728.000

1.8 25



Halve koppeling met spie
Demi collier à clavette
Half coupler with wedge

4729.000

0.9 250



Parallelkoppeling, Collier parallèle
Parallel coupler

0700.173

*

1.2



Kantplankkoppeling
Collier fixe plinthe
Half coupler with toe board bolt

4708.022

*

1.0 25



Kombi koppeling, Collier tige filetée
Combination coupler

0722.721

*

1.1 25



Halve koppeling met hoekankerplaat
Demi collier avec cornière en acier
Half coupler with eye bolt and angled profile

0722.633

2.2



Hijskoppeling 3 koppelingen
Collier de levage avec 3 demi-colliers
Crane Eyelet with 3 half couplers

4724.022

*

3.3



Gording koppeling groot
Collier grand avec cornière pour raccord
d'éléments bois/acier carrés
Timber coupler, large

4717.022

*

100x120mm 1.9 25



Gording koppeling klein
Collier petit avec cornière pour raccord
d'éléments bois/acier carrés
Timber coupler, small

4718.022

*

80x80mm 1.4 250



Steigerbuis staal
Tube d'échafaudage en acier
Scaffolding tube, steel

9600.100

1.00 3.5

9600.200

2.00 7.0

9600.300

3.00 10.5

9600.400

4.00 14.0

9600.500

5.00 17.5

9600.600

6.00 21.0



Steigerbuis, aluminium
Tube d'échafaudage en aluminium
Scaffolding tube, aluminium

9601.100

1.00 1.1

9601.200

2.00 2.3

9601.300

3.00 3.4

9601.400

4.00 4.6

9601.500

5.00 5.7

9601.600

6.00 6.9



Aluminium zeilregel
Ligne de la voile en aluminium
Aluminium cover rule

4201.xxx

licht

5975.xxx

XL

5577.xxx

zwaar

Art.



m



m



kg



ex.



Voetspindelverankering met
halve spiekoppeling
Attache pour socle réglable avec
demi collier à clavette
Spindle fixture with half wedge head coupler

0709.604

2.3



Isolatie muuranker 420 compleet
Ancrage mural isolant 420 complèt
Isolation anchor 420 complete

4000.420

0.42


5.2

Isolatie muuranker 600 compleet
Ancrage mural isolant 600 complèt
Isolation anchor 600 complete

4000.600

0.60

5.5



Rubber slof, zwart/blauw
Plaque de protection caoutchouc pour
socle réglable, noir/bleu
Base plate, rubber, black/blue

9810/013

0.20 x 0.20

0.35



Kunststof slof voor voetspindel, fluor
Plaque de protection en plastique pour
socle réglable. Réflecteur compris. Fluor
Plastic base plate for foot spindle, fluorine

4007.005

0.21



Ratelsleutel 19 / 22mm
Clef à cliquets
Ratched wrench

9500.025

*

0.5



Ratelsleutel / hamer
Clef à cliquets / marteau
Ratched wrench / hammer

4740.019

4740.022

*

0.7

0.7



Steigerhamer
Marteau d'échafaudage
Scabbling pick (hammer)

9500.029

0.8




Magneetwaterpas
Niveau d'eau magnetique
Magnetic spirit level

4006.666


0.5

Art.


m



m



kg



ex.


Hijswiel console incl. hijswiel (4419.000)
Console poulie avec palan (4419.000)
Bracket with hoist wheel (4419.000)

9800.016

5.1



Hijswiel
Palan
Hoist wheel

4419.001

5.0

32



Hijswiel met valbeveiliging
Palan avec frein d'arrêt
Hoist wheel with drop brake

4419.001

5.0

32



Console-adapter T16 voor hijswiel
Adaptateur de console T16 pour palan
Console adapter T16 for hoist wheel

4419.003

1.4



Touw
La corde
Rope for hoist wheel

20m


4419.020

6.4

40m

4419.040

12.4



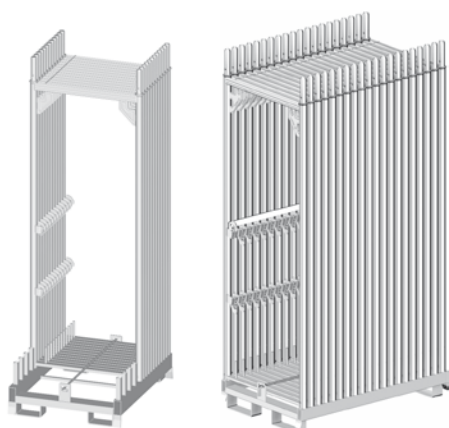
Stelraampallet 0.73 m vert. (pen) 20 ex.
Palette porte-cadres à broches 20 pcs
Assembly frame pin pallet 20 pcs

5113.073

1.20

34.9

10



Art.



m



m



kg



ex.


Borgstang
Une pince de verrouillage
Locking bar

5113.120

1.20

2.1




Verankeringsbeugel 1.12 m
Etrier de retenue
Locking shackle

5110.112

1.12

3.1



Stapelbak thermisch verzinkt
Habillage galvanisé
Piling box, galvanised

9650.001

1.00

0.80

46.0

10

9650.004

1.25

0.85

68.0

10



Gaaspallet gegalvaniseerd
Palette grillagée, galvanisé
Cage pallet, galvanised

9650.009

1.25

0.85

64.0

10



Stapelpallet
Palette tubulaire
Tube pallet

0723.254

1.20

0.70

33.0

10

5105.085

0.85

0.85

30.8

10

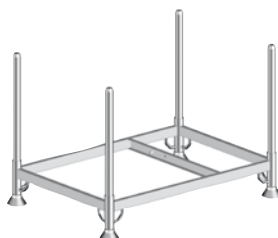
5105.125

1.25

0.85

32.0

10



Vlonderpallet zijdeel, 2x
Partie latérale pallettes planchers, 2x
Side part for deck pallet, 2x

5100.073

1.25

0.65

28.4

10



Borgstang voor vlonderpallet, 2x
Une pince de verrouillage pour
pallettes planchers, 2x
Locking bar for deck pallet, 2x

5101.073

0.73

1.5

Art.


m



m



kg





ex.


Leuningklemstuk t.b.v. Euro stelraam
Boîtier amovible pour montage rapide des
garde corps internes sur les cadres Euro
Locking guardrail wedge housing

1735.100

0.5

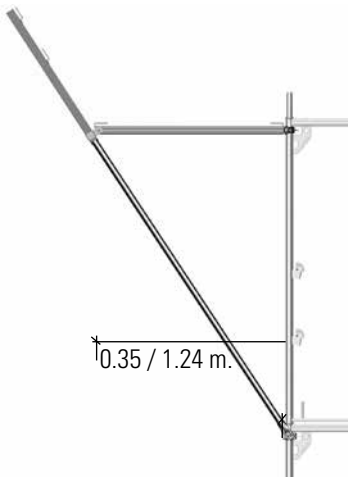


Leuningklemstuk met koppeling
Collier façade avec boîtier
Guardrail coupler with guardrailbox

1735.000

1.3

25



Puinvangconsole
Pare gravois
Fan support (rubble catching console)

1773.022

*

1.24

18.9

20



Stabilisator (zijsteun), telescopisch
Stabilisateur, télescopique réglable
Scaffolding support, telescoping

4032.600

3.3 - 6.0m

28.4



Aardnagel D24 x 470mm
Clou stabilisateur, dia. 24mm
Peg solid dia. 24mm


4032.100

1.8

* = sleutelwijdte / portée clef / wrench size: 22mm

Art.


m


m


kg


ex.



Montagebaluster T5 met 1 borgpen
voor enkele leuning, aluminium
Montant garde-corps T5 avec 1 goupille
pour lisse, aluminium
Assembly guardrail post T5 with 1 tilting pin
for guardrail, aluminium

4031.001

2.26

4.2

50



Montagebaluster T5 met 2 borgpennen
voor dubbele leuning, aluminium
Montant garde-corps T5 avec 2 goupilles
pour double garde-corps, aluminium
Assembly guardrail post T5 with 2 tilting pins
for double guardrail, aluminium

4031.002

2.26

4.3

50



Montageleuning uitschuifbaar, aluminium
Lisse de montage extensible, aluminium
Assembly guardrail, adjustable, aluminium

4031.207

1.57-2.07

3.2

50

4031.307

2.57-3.07

4.0

50




Montage eindleuning, aluminium
Main courante fin de montage
Guardrail end for assembly

4031.000

0.73 - 1.40

9.8



Afscherming / Protection

Art.



m



m



kg



ex.



Zeilsteun
Auvent
Weather protection support

1746.000

2.00

13.2



Aluminium steigerkapframe 1.50m
Support d'unité de bache 2.00m
en aluminium 2.35m
Aluminium scaffold cover frame 2.50m
2.75m

9100.150

9100.200

9100.235

9100.250

9100.275

7.8

9.3

10.0

10.3

10.7



Zeilhouder
Montant de bache
Canvas glider

0.73m

1.09m

1.40m

1.57m

2.07m

2.57m

3.07m

9101.073

9101.109

9101.140

9101.157

9101.207

9101.257

9101.307

0.8

1.2

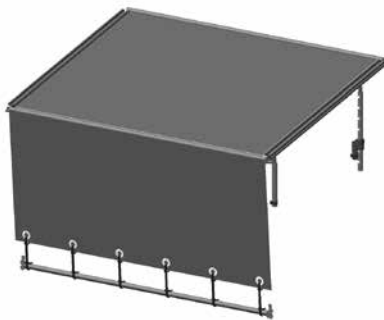
1.6

1.8

2.4

3.0

3.6



Zeil met rubber spanner 1.50/2.80 x 0.73m
Bache avec boucle 1.50/2.80 x 1.09m
en caoutchouc 1.50/2.80 x 1.40m
Canvas cover with 1.50/2.80 x 1.57m
rubber band 1.50/2.80 x 2.07m
1.50/2.80 x 2.57m
1.50/2.80 x 3.07m

9102.073

9102.109

9102.140

9102.157

9102.207

9102.257

9102.307

1.0

1.4

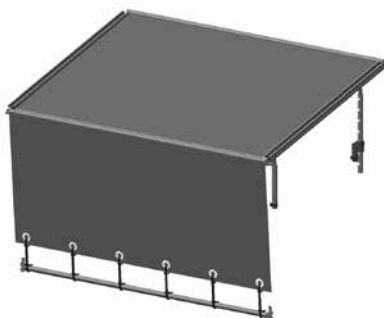
1.8

2.2

2.9

3.5

4.2



Zeil met rubber spanner 2.00/3.30 x 0.73m
Bache avec boucle 2.00/3.30 x 1.09m
en caoutchouc 2.00/3.30 x 1.40m
Canvas cover with 2.00/3.30 x 1.57m
rubber band 2.00/3.30 x 2.07m
2.00/3.30 x 2.57m
2.00/3.30 x 3.07m

9103.073

9103.109

9103.140

9103.157

9103.207

9103.257

9103.307

1.5

1.8

1.9

2.6

3.4

4.2

5.0

Art.



m



m



kg



ex.


Borgclip steigerkapframe ø 60.3mm
Goupille support d'unité de bache ø 60.3mm
Hinged pin scaffold cover frame ø 60.3mm

9101.000

(10x55mm)

0.07



Rubber spanner 0.40m met S-haak
Boucle en caoutchouc+crichet-S 0., 40m
Rubber band with S-bracket, 0.40m

9102.000

0.05



Tijdelijke tussenkap
Bâche temporaire
Temporary cover

9108.207

1.80

2.07

6.65

9108.257

1.80

2.57

8.00

9108.307

1.80

3.07

9.35



Dak- / wandzeil
Couverture toit / mur
Roof / wall cover

5972.306



Set t.b.v. intrekken van zeilen (kederzeil)
Ensemble pour le retrait de la voile
(toit en toile)
Set for withdrawal of covering (roof canopy)

5971.400

3.0

5.8



Wandkassette
Caisson mural
Wall cassette

0728.779

0.25 x 1.0

4.4

5980.050

0.50 x 1.0

6.0

5980.073

0.73 x 1.0

7.7

0717.454

1.03 x 1.0

10.4

5980.109

1.09 x 1.0

10.5

0712.309

1.40 x 1.0

13.5

5980.157

1.57 x 1.0

14.3

5980.207

2.07 x 1.0

18.2

5980.257

2.57 x 1.0

22.2

5980.307

3.07 x 1.0

27.2



Lichtwandkassette
Caisson translucide
Wall cassette light

5981.073

0.73 x 1.0

5.2

5981.109

1.09 x 1.0

7.1

5981.157

1.57 x 1.0

8.9

5981.207

2.07 x 1.0

10.9

5981.257

2.57 x 1.0

12.9

5981.307

3.07 x 1.0

14.9



Afsluitregel voor wandkassette
Rail de raccordement
Connection rail

5983.050

0.50

1.2

5983.073

0.73

1.7

0721.980

1.03

1.9

5983.109

1.09

1.9

5983.157

1.57

2.9

5983.207

2.07

3.7

5983.257

2.57

4.6

5983.307

3.07

5.5

5983.100

1.00

1.9

5983.200

2.00

3.6

5983.300

3.00

5.5

Art.



m



m



kg



ex.

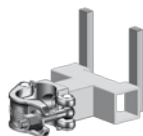

Hoekkassette 90°
Protection d'angle 90°
Corner cassette 90°

0718.363	0.24 x 0.5	4.8
5985.010	0.24 x 1.0	6.2
0710.818	0.24 x 1.5	9.2



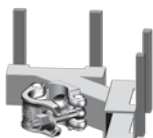
Afsluitregel 90° voor wandkassette
Rail de raccordement d'angle 90°
Connection rail 90°

5985.011	0.24	0.6
5985.041	binnenhoek/ interne/ inner	1.8



Blitzkoppeling voor wandkassette
Collier pour cassette
SpeedyScaf holder

5986.010	*	1.5
----------	---	-----



Blitz hoekkoppeling T9 voor wandkassette
Collier d'angle T9 pour cassette
SpeedyScaf corner holder T9

5986.021	*	2.0
----------	---	-----



Deurelement
Élément de porte
Door element

0717.445	1.03 x 2.0m	24.8	
0723.122	1.09 x 2.0m	26.0	rechts
0713.054	1.40 x 2.0m	28.8	
0710.631	1.57 x 2.0m	30.0	
0711.321	2.07 x 2.0m	36.0	
0711.791	2.57 x 2.0m	50.0	

	Blitz steigersysteem
	Allround steigersysteem
	Accessoires
	Dak- en wand-afscherming
	Ondersteuning
	Eventsystemen
	Rolsteigers
	Ladders en trappen

Layher b.v.
Lissenveld 18
4941 VL Raamsdonksveer, NL

0162-58 68 00
mail@layher.nl
www.layher.nl

Layher 
Meer Mogelijk. Het systeem voor steigers.
Plus de possibilités. Le système d'échafaudage.

Layher n.v./s.a.
Mouterij 6
2550 Kontich, B

015/31 03 39
mail@layher.be
www.layher.be